


250i Integrated Amplifier



M O O N

Power

Emotion

Soul

The MOON 250i delivers "audiophile" performance in an affordable and elegant package. Designed with numerous convenient features, this integrated amplifier will provide for years of hassle-free musical enjoyment. Over thirty years of experience in the design and manufacturing of award winning high-performance audio components has paved the way for the new 250i. Using numerous technologies found in our other highly sought after integrated amplifiers, the MOON 250i produces an astonishing level of sonic performance with no equal in its price range.


Captivating and involving



Significant Design Features

RS-232 port for (i) full unsolicited bidirectional feedback and (ii) firmware updates; IR input for external control; SimLink controller port allows for 2-way communications between other compatible MOON components

An oversized power supply using a custom toroidal transformer design



Rigid chassis construction to minimize the effects of external vibrations

PCB with pure copper tracings & gold plating that yields low impedance characteristics

Headphone output on standard 1/4" jack located on the front panel

Front-mounted line-level input on 1/8" mini-jack for personal media players

- ▲ Class A output to 5 watts for greater efficiency
- ▲ Heat-sink free design incorporating an all-aluminum chassis for evenly distributed heat dissipation

- ▲ Optimized selection of very high quality electronic components
- ▲ Low operating temperature to ensure a longer than normal life expectancy.

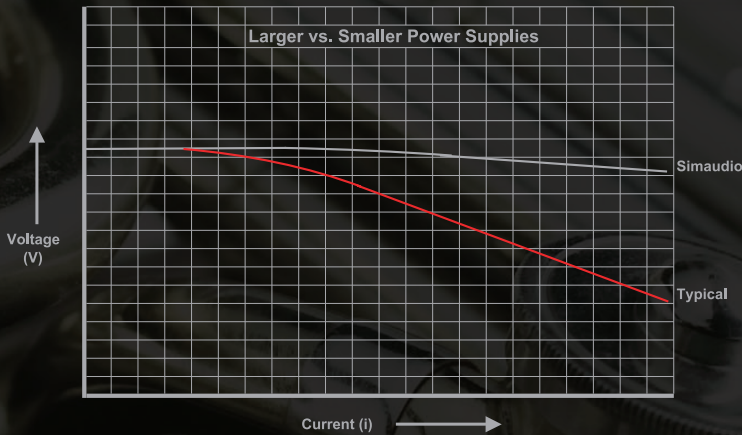


Simaudio Ltd. has been designing and manufacturing innovative, leading-edge audio and video products since 1980. MOON products have been globally recognized for their world-class performance, garnering numerous accolades for this outstanding achievement. Our products are engineered and built in Canada, utilizing advanced, efficient, "green" assembly techniques with strict quality control. Furthermore, our manufacturing processes are part of our philosophy, whereas the high quality and long-life of MOON products are the best way to preserve our environment, avoiding premature obsolescence. MOON products meet or exceed all international requirements for safety, performance and durability. At Simaudio, great music matters. However, great music for a lifetime matters most.

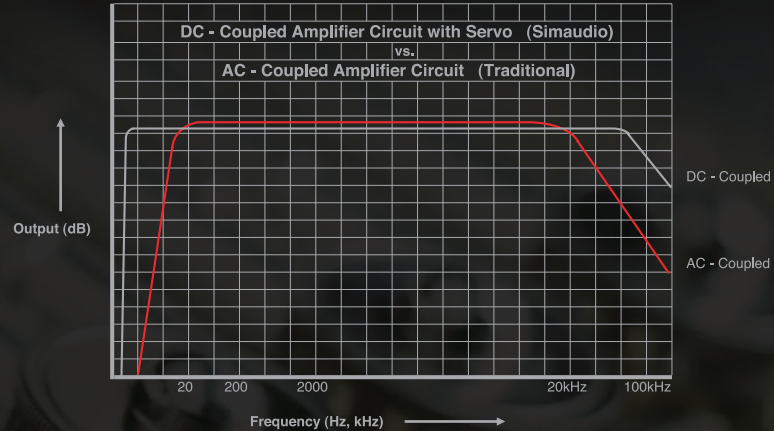
Technical Information

Without the blocking capacitors at an amplifier's input, sound quality is improved as the phase-shift caused by these capacitors is eliminated. Frequency response in the bass region approaches 0Hz. As well, by removing all capacitors from the direct audio signal path, ultimate soundstage focus is attained with less "smear" or "blur".

With a typical power supply, as the current draw increases the available voltage decreases. However, an oversized power supply, such as the one used in the MOON 250i, will minimize this inverse relationship, yielding a voltage level that barely decreases as the demand for current increases. This allows for significantly improved performance.



A greater power reserve results in a more effortless sonic character.



The black frequency response curve in the above figure is virtually flat throughout and beyond the entire audible range as a result of the DC-Coupled circuit employed in the MOON 250i. Conversely, the red frequency response curve of a traditional AC-Coupled amplifier design is far from perfect, both low and high frequencies in the audible range are noticeably diminished:

Deeper, more accurate and articulate bass ... You will clearly distinguish between a double-bass and an electric bass in a heartbeat.

A power supply transformer with a tight regulation (low) factor assures that power into more difficult speaker loads will be delivered closer to the theoretical ideal. These transformers are significantly more expensive, but are the only way to assure stability and consequently excellent sound quality under all conditions.



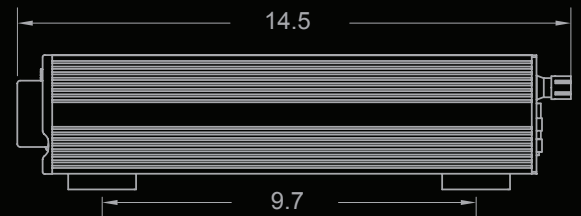
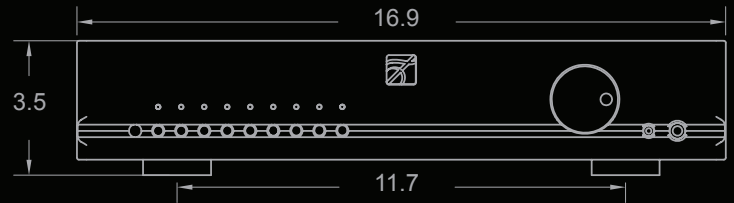
The three response curves in figure 4 demonstrate (i) a theoretically perfect transformer regulation factor of 0% (green), whereby voltage remains stable regardless of the current draw, (ii) a remarkably low regulation factor of 3% (black), found in MOON 250i, where the voltage drops very slightly as the current draw increases and (iii) a typical regulation factor of 10% (red), whereby, as the current draw increases, power supply voltage drops significantly, as found in most competing amplifier designs.

Powerful musical passages are faithfully and thoroughly reproduced in an effortless manner.

250i Specifications

Configuration	Single-ended / 2-channel
Class of Operation	A/AB
Single-ended Inputs (RCA)	5 pairs
Mini-jack Input	1 (1/8")
Input Sensitivity	370mV - 3.0V RMS
Input Impedance	11,000Ω
Preamplifier Output	1 pair
Output Power @ 8Ω / @ 4Ω	50 watts/ch. / 100 watts/ch.
Output Impedance	0.04Ω
Damping Factor	> 200
Signal-to-noise Ratio	101dB @ full power
Maximum Output Voltage	22 Volts
Slew Rate	20V/μs
Maximum Current	15 amperes
Frequency Response	10Hz - 100kHz (+0/-3dB)
Crosstalk @ 1kHz	-78dB
Intermodulation Distortion (IMD)	< 0.05%
THD (20Hz - 20kHz @ 1 watt / @ 40 watts)	< 0.015% / < 0.02%
Remote Control	Full-Function (CRM-2)
Power Consumption @ idle	11 Watts
AC Power Requirements	120V / 60Hz or 240V / 50Hz
Shipping Weight	22 lbs / 10 Kgs
Dimensions (W x H x D, inches)	16.9 x 3.5 x 14.5

Specifications subject to change without notice



MANUFACTURED IN CANADA

Distributed by:



M O O N

Simaudio Ltd.: 1345 Newton Road, Boucherville, Quebec J4B 5H2 CANADA
 Simaudio Ltd.: 2002 Ridge Road, Champlain, NY 12919 USA

(877) 980-2400

(450) 449-9947

info@simaudio.com

www.simaudio.com